



LV= Vanguard LifeStrategy 100% Equity Series 2 Pension Fund

Fund Benchmark

IA Global

Investment Objective

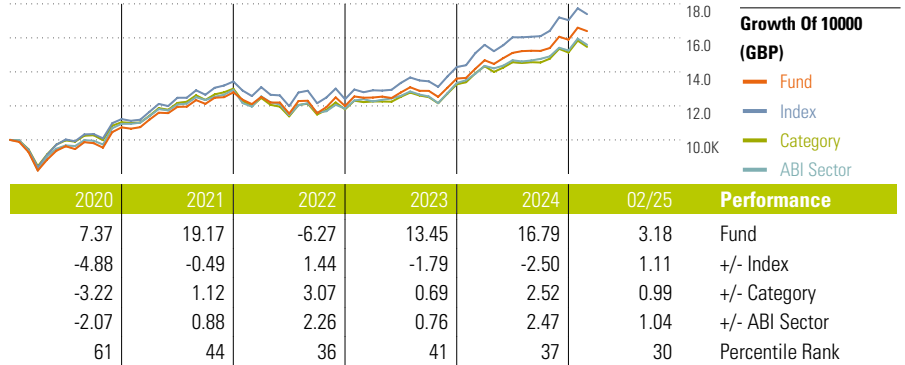
The Fund's investment objective is to hold investments that will pay out money and increase in value through exposure to a diversified portfolio comprised of approximately 100% by value of shares. The Fund will seek to achieve its investment objective by investing more than 90% of its assets in passive funds that track an index, which are managed or operated by the ACD or its associates.

Morningstar Rating™

★★★★

ABI Sector

Global Equities (Pen)



This information relates to past performance, which is not a reliable indicator of future returns.

Standardised Performance

1 Yr to	1 Yr to	1 Yr to	1 Yr to	1 Yr to
31 Dec 20	31 Dec 21	31 Dec 22	31 Dec 23	31 Dec 24
7.37	19.17	-6.27	13.45	16.79

12 Months Total Return (bid to bid). Source: Morningstar, net income reinvested. This table complies with the FCA's regulations to compare different products from different providers.

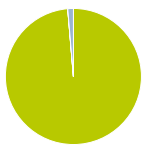
Trailing Returns

Trailing Returns	Return %	+/-Idx	+/-Cat	+/-ABI
(28 Mar 2025)				
3 Months	-2.62	1.66	1.24	0.22
6 Months	1.83	0.51	1.63	1.41
1 Year	6.03	1.39	3.90	2.75
3 Years Annualised	7.38	-0.20	1.83	1.70
5 Years Annualised	14.00	-0.22	2.24	1.46

Quarterly Returns

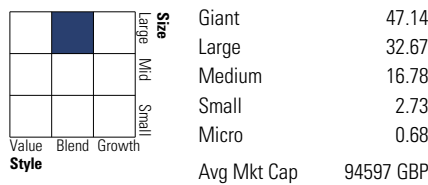
Quarterly Returns	1st qtr	2nd qtr	3rd qtr	4th qtr
2024	7.92	2.94	0.78	4.32
2023	4.15	2.41	0.72	5.62
2022	-2.08	-7.83	0.23	3.62
2021	4.26	6.66	1.50	5.58
2020	-18.01	17.39	1.90	9.47

Portfolio 28 Feb 2025



Asset Allocation	% Port.
Stocks	98.66
Bonds	0.01
Cash	0.00
Other	1.33

Morningstar Equity Style Box™



Risk Profile

Risk Measures

3-Yr Alpha	-0.80	3-Yr Sharpe Ratio	0.66
3-Yr Beta	0.88	3-Yr Std Dev	10.27
R-Squared	94.82	3-Yr Risk	Avg
Information Ratio	-0.71	5-Yr Risk	Avg
Tracking Error	2.71	10-Yr Risk	Low

Calculations use Morningstar Global TME NR USD (where applicable)

Top 10 Holdings

Top 10 Holdings	Sector	% Port.
Vanguard FTSE UK All Shr Idx...	—	19.84
Vanguard U.S. Eq Idx £ Acc	—	19.44
Vanguard FTSE Dev Wld ex-UK Eq...	—	19.00
Vanguard S&P 500 ETF USD Acc	—	17.28
Vanguard Em Mkts Stk Idx £ Acc	—	7.44
Vanguard FTSE Dev €pe ex-UK Eq...	—	6.46
Vanguard FTSE 100 ETF GBP Acc	—	5.16
Vanguard Jpn Stk Idx £ Acc	—	3.28
Vanguard Pac exJpn Stk Idx £ Acc	—	1.56
Vanguard FTSE 250 ETF GBP Acc	—	0.52
Total Stock Holdings		0
Total Bond Holdings		0
Assets in Top 10 Holdings %		100.00

Sector Weightings

Sector Weightings	% Equity
Cyclical	34.70
Basic Materials	3.99
Consumer Cyclical	10.59
Financial Services	17.94
Real Estate	2.18
Sensitive	44.04
Communication Services	7.47
Energy	5.00
Industrials	11.13
Technology	20.43
Defensive	21.27
Consumer Defensive	7.83
Healthcare	10.58
Utilities	2.86

World Regions

World Regions	% Equity
Americas	52.84
United States	51.69
Canada	0.53
Latin America	0.61
Greater Europe	34.17
United Kingdom	23.59
Eurozone	5.94
Europe - ex Euro	3.59
Europe - Emerging	0.22
Middle East / Africa	0.83
Greater Asia	12.99
Japan	4.56
Australasia	1.45
Asia - Developed	3.14
Asia - Emerging	3.83

Operations

Insurance Company	Liverpool Victoria...	Domicile	United Kingdom	Annual Management Fee	0.24%
Phone	0800 783 7533	Currency	Pound Sterling	ISIN	GB00B7GTPR10
Website	www.lv.com	ABI Sector	Global Equities (Pen)	Minimum Additional Purchase	-
Inception Date	1 May 2012	Closed To New Business	No	Total Expense Ratio	0.24%
Fund Manager		Closed to New Investors Date	-	Actual Front Load	-
Manager Start Date	-				
NAV (28 Mar 2025)	357.00 British Pence				
Share Class Size (mil)	84.55				