

LV= Invesco Monthly Income Plus (UK) (s2) Pension Fund

Fund Benchmark

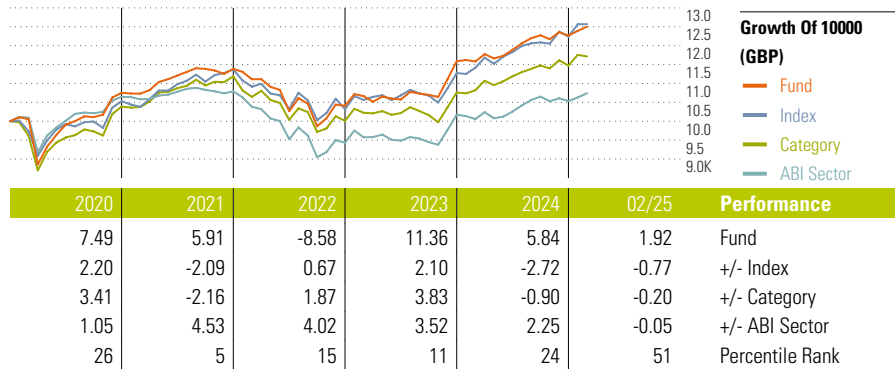
IA Sterling Strategic Bond

Investment Objective

The Fund aims to achieve income and capital growth over the medium to long term (3 to 5 years plus). The Fund invests at least 80% of its assets globally in corporate and government debt securities (including investment grade, non-investment grade and unrated) and shares or other equity related securities of companies. In pursuing the Fund's investment objective, the fund manager may consider it appropriate to also invest in other transferable securities, money-market instruments, collective investment schemes...

Morningstar Rating™

★★★★★



This information relates to past performance, which is not a reliable indicator of future returns.

Standardised Performance

1 Yr to	1 Yr to	1 Yr to	1 Yr to	1 Yr to
31 Dec 20	31 Dec 21	31 Dec 22	31 Dec 23	31 Dec 24
7.49	5.91	-8.58	11.36	5.84

12 Months Total Return (bid to bid). Source: Morningstar, net income reinvested. This table complies with the FCA's regulations to compare different products from different providers.

Trailing Returns

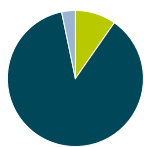
(28 Mar 2025)

	Return %	+/-Idx	+/-Cat	+/-ABI
3 Months	1.28	1.38	1.40	-0.05
6 Months	0.93	-0.23	1.03	0.71
1 Year	5.13	0.48	1.51	0.89
3 Years Annualised	3.91	0.30	1.88	2.78
5 Years Annualised	6.74	0.62	1.01	3.68

Quarterly Returns

	1st qtr	2nd qtr	3rd qtr	4th qtr
2024	1.61	0.97	3.23	-0.06
2023	1.02	0.58	1.15	8.35
2022	-2.37	-7.63	-3.89	5.47
2021	0.67	3.58	1.56	0.00
2020	-11.41	11.85	2.03	6.32

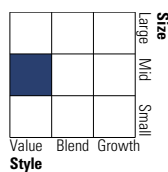
Portfolio 31 Dec 2024



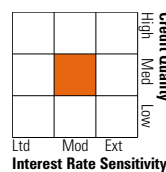
Asset Allocation	% Port.
Stocks	10.94
Bonds	98.26
Cash	-12.88
Other	3.68

Morningstar Style Box™

Equity Style



Fixed Income Style



Risk Profile

Risk Measures

3-Yr Alpha	3.80	3-Yr Sharpe Ratio	0.05
3-Yr Beta	0.99	3-Yr Std Dev	7.42
R-Squared	61.59	3-Yr Risk	Avg
Information Ratio	0.84	5-Yr Risk	Avg
Tracking Error	4.52	10-Yr Risk	Avg

Calculations use Morningstar UK Mod Tgt Alloc NR GBP (where applicable)

Top 10 Holdings

	Sector	% Port.
Long Gilt Future Mar 27 25	—	10.35
Lloyds Banking Group PLC 2.707%	—	2.35
Us Long Bond (Cbt) Future Mar...	—	2.22
Co-Operative Bk HI	—	1.77
Nationwide Building Society	🏠	1.63
Intesa Sanpaolo S.p.A. 7.7%	—	1.42
Us Ultra Bond (Cbt) Future Mar...	—	1.39
United Kingdom of Great...	—	1.20
Ford Motor Credit Company LLC...	—	1.11
Invesco Bond Income Plus Ord	—	1.03
Total Stock Holdings		46
Total Bond Holdings		370
Assets in Top 10 Holdings %		24.47

Sector Weightings

	% Equity
Cyclical	47.51
Basic Materials	3.46
Consumer Cyclical	13.29
Financial Services	30.76
Real Estate	-
Sensitive	21.69
Communication Services	4.22
Energy	1.87
Industrials	15.60
Technology	-
Defensive	30.80
Consumer Defensive	10.37
Healthcare	6.63
Utilities	13.79

World Regions

	% Equity
Americas	3.90
United States	3.90
Canada	0.00
Latin America	0.00
Greater Europe	96.10
United Kingdom	91.96
Eurozone	4.07
Europe - ex Euro	0.00
Europe - Emerging	0.00
Middle East / Africa	0.07
Greater Asia	0.00
Japan	0.00
Australasia	0.00
Asia - Developed	0.00
Asia - Emerging	0.00

Operations

Insurance Company	Liverpool Victoria...	Domicile	United Kingdom	Annual Management Fee	0.74%
Phone	0800 783 7533	Currency	Pound Sterling	ISIN	GB00B600XZ79
Website	www.lv.com	ABI Sector	Sterling Strategic Bond (Pen)	Minimum Additional Purchase	100
Inception Date	1 Mar 2009	Closed To New Business	No	Total Expense Ratio	0.74%
Fund Manager		Closed to New Investors Date	-		
Manager Start Date	-				
NAV (28 Mar 2025)	325.60 British Pence				
Share Class Size (mil)	18.77				