



LV= Invesco Monthly Income Plus (UK) (s2) Pension Fund

Fund Benchmark

IA Sterling Strategic Bond

Investment Objective

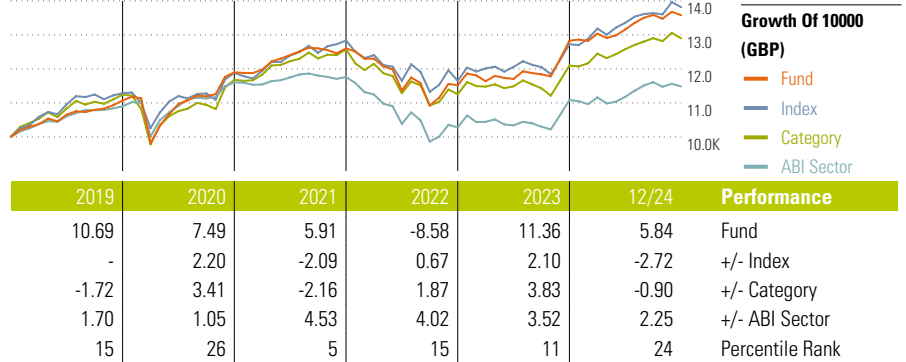
The Fund aims to achieve income and capital growth over the medium to long term (3 to 5 years plus). The Fund invests at least 80% of its assets globally in corporate and government debt securities (including investment grade, non-investment grade and unrated) and shares or other equity related securities of companies. In pursuing the Fund's investment objective, the fund manager may consider it appropriate to also invest in other transferable securities, money-market instruments, collective investment schemes...

Morningstar Rating™

★★★★★

ABI Sector

Sterling Strategic Bond (Pen)



This information relates to past performance, which is not a reliable indicator of future returns.

Standardised Performance

1 Yr to	1 Yr to	1 Yr to	1 Yr to	1 Yr to
31 Dec 20	31 Dec 21	31 Dec 22	31 Dec 23	31 Dec 24
7.49	5.91	-8.58	11.36	5.84

12 Months Total Return (bid to bid). Source: Morningstar, net income reinvested. This table complies with the FCA's regulations to compare different products from different providers.

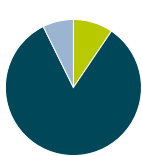
Trailing Returns

Return %	+/-Idx	+/-Cat	+/-ABI	
(31 Jan 2025)				
3 Months	1.81	-2.17	-1.13	0.52
6 Months	2.74	-2.65	-1.00	1.34
1 Year	6.64	-4.11	-2.35	2.16
3 Years Annualised	3.11	-1.23	0.73	3.11
5 Years Annualised	4.17	-0.25	0.90	3.15

Quarterly Returns

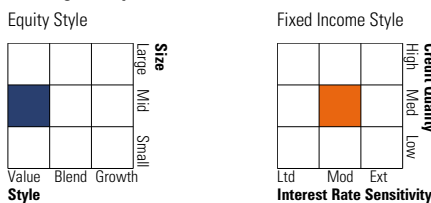
1st qtr	2nd qtr	3rd qtr	4th qtr	
2024	1.61	0.97	3.23	-0.06
2023	1.02	0.58	1.15	8.35
2022	-2.37	-7.63	-3.89	5.47
2021	0.67	3.58	1.56	0.00
2020	-11.41	11.85	2.03	6.32

Portfolio 31 Oct 2024



Asset Allocation	% Port.
Stocks	10.57
Bonds	93.06
Cash	-11.82
Other	8.19

Morningstar Style Box™



Risk Profile

Risk Measures

3-Yr Alpha	3.88	3-Yr Sharpe Ratio	-0.12
3-Yr Beta	1.00	3-Yr Std Dev	7.52
R-Squared	62.01	3-Yr Risk	Avg
Information Ratio	0.84	5-Yr Risk	Avg
Tracking Error	4.53	10-Yr Risk	Avg

Calculations use Morningstar UK Mod Tgt Alloc NR GBP (where applicable)

Top 10 Holdings

Sector	% Port.
Long Gilt Future Dec 27 24	10.39
Invesco Sterling Liqdtly Port...	5.50
Lloyds Banking Group PLC 2.707%	2.28
U.S. Treasury Bond Dec19	2.17
Co-Operative Bk HI	1.74
Nationwide Building Society	1.62
US Ultra Bond (CBT) Dec19	1.39
Intesa Sanpaolo S.p.A. 7.7%	1.34
United Kingdom of Great...	1.23
Ford Motor Credit Company LLC...	1.09
Total Stock Holdings	45
Total Bond Holdings	369
Assets in Top 10 Holdings %	28.75

Sector Weightings

% Equity
Cyclical 46.06
Basic Materials 3.58
Consumer Cyclical 12.93
Financial Services 29.56
Real Estate -
Sensitive 23.56
Communication Services 4.29
Energy 1.84
Industrials 17.43
Technology -
Defensive 30.38
Consumer Defensive 9.83
Healthcare 6.58
Utilities 13.98

World Regions

% Equity
Americas 2.65
United States 2.65
Canada 0.00
Latin America 0.00
Greater Europe 97.35
United Kingdom 97.27
Eurozone 0.00
Europe - ex Euro 0.00
Europe - Emerging 0.00
Middle East / Africa 0.08
Greater Asia 0.00
Japan 0.00
Australasia 0.00
Asia - Developed 0.00
Asia - Emerging 0.00

Operations

Insurance Company	Liverpool Victoria...	Domicile	United Kingdom	Annual Management Fee	0.74%
Phone	0800 783 7533	Currency	Pound Sterling	ISIN	GB00B600XZ79
Website	www.lv.com	ABI Sector	Sterling Strategic Bond (Pen)	Minimum Additional Purchase	500
Inception Date	1 Mar 2009	Closed To New Business	No	Total Expense Ratio	0.74%
Fund Manager		Closed To New Investors Date	-		
Manager Start Date	-				
NAV (31 Jan 2025)	325.90 British Pence				
Share Class Size (mil)	18.96				